

SPECIFICATIONS

HX85A

Stage V Engine Installed

Net Power
65 HP (48.5 kW)
/ 2,400 rpm

Standard Bucket
.25 m³ / .33 yd³

Operating Weight
20,608 lb (9,346 kg)

ENGINE		
Maker / Model	YANMAR / 4TNV98C-PHYB	
Type	4 cylinder, water cooled, 4-cycle, direct injection, electronic controlled diesel engine	
Rated flywheel horse power	J1995 (gross)	66.9 HP (49.9 kW) at 2,400 rpm
	J1349 (net)	65.1 HP (48.5 kW) at 2,400 rpm
Max. torque	235 N·m (173 lbf·ft) at 1,560 rpm	
BorexStroke	3.86" x 4.33" (98 x 110 mm)	
Piston displacement	3,319 cc (203 cu in)	
Batteries	2 x 12 V x 100 Ah	
Starting motor	12 V x 3.0 kW	
Alternator	12 V x 100 Amp	

HYDRAULIC SYSTEM	
MAIN PUMP	
Type	Variable displacement piston pump
Max. flow	38.04 GPM (144 lpm) @2,400 rpm
Sub-pump for pilot circuit (Gear pump)	4.3 gpm (16 lpm)

*Cross-sensing and fuel saving pump system.

AUXILIARY PRESSURE		
2 Way	Flow (l/min)	26.4 gpm / (100 lpm)
	Pressure (bar)	2,611 psi / (180 bar)
Rotating	Flow (l/min)	15.9 gpm / (60 lpm)
	Pressure (bar)	4,062 psi / (280 bar)

HYDRAULIC MOTORS	
Travel	Two speed axial piston motor with counter balance valve and parking brake
Swing	Axial piston motor with automatic brake

RELIEF VALVE SETTING	
Implement circuits	4,062 PSI
Travel circuits	4,062 PSI
Swing circuit	3,553 PSI
Pilot circuit	507 PSI
Service valve	Installed

HYDRAULIC CYLINDERS	
No. of cylinder bore x stroke	Boom : 4.7" x 34" (1-120x865 mm)
	Arm : 3.9" x 34.3" (1-100x870 mm)
	Bucket : 3.5" x 27.0" (1-90x685 mm)
	Boom swing : 4.3" x 27.8" (1-110x707 mm)
	Dozer blade (STD) : 4.3" x 7.5" (1-110x190 mm)
	Dozer blade (Angle) : 5.5" x 7.1" (1-140x180 mm)
	Angle dozer blade : 3.9" x 18.1" (1-100x461 mm)

NOISE LEVEL (CAB)	
NOISIE LEVELS (DYNAMIC VALVE)	
LwA	99 dB
LpA	76 dB

TRAVEL SYSTEM		
Drive method	Fully hydrostatic type	
Drive motor	Axial piston motor, in-shoe design	
Reduction system	Planetary reduction gear	
Max. drawbar pull	14,110 lbf (6,400 kgf)	
Max. travel speed (high / low)	Steel track & Road Liner	2.9 mph (4.6 km/hr) / 1.7 mph (2.8 km/hr)
	Rubber track	3.2 mph (5.1 km/hr) / 1.9 mph (3.1 km/hr)
Gradeability	35%(70%)	
Parking brake	Multi wet disc	

CONTROL	
Pilot pressure operated joysticks and pedals with detachable lever provide almost effortless and fatigueless operation.	
Pilot control	Two joysticks with one safety lever (LH) : Arm swing, Boom swing (RH) : Boom and bucket (ISO)
Traveling and steering	Two levers with pedals
Engine throttle	Electric, dial type

SWING SYSTEM	
Swing motor	Axial piston motor
Swing reduction	Planetary gear reduction
Swing bearing lubrication	Grease-bathed
Swing brake	Multi wet disc
Swing speed	9 rpm

COOLANT & LUBRICANT CAPACITY		
	US gal	liter
Fuel tank	30.4	115.0
Engine coolant	2.9	11.0
Engine oil	2.7	10.2
Final drive (each)	0.3	1.2
Hydraulic tank	15.8	60.0
Hydraulic system	31.7	120.0

UNDERCARRIAGE	
X-leg type center frame is integrally welded with reinforced box-section track frames. The undercarriage includes lubricate rollers, track adjusters with shock absorbing springs and sprockets, and rubber track.	
Center frame	X - leg type
Track frame	Pentagonal box type
No. of track shoe on each side	40 EA
No. of upper roller on each side	1 EA
No. of lower roller on each side	5 EA


OPERATING WEIGHT (APPROXIMATE)	
Operating weight, including 11' 8" (3,550 mm) mono boom, 8' 11" (2,100 mm) Long Arm, SAE heaped 0.25 m ³ (0.33 yd ³) digging bucket, lubricant, coolant, hydraulic tank, fuel tank, 2,535 lb (1,115 kg), Quick Coupler, Rubber Track, Operator 165 lbs (75 kg).	

OPERATING WEIGHT		
Operating weight	Rubber (450)	20,390 lb (9,250 kg)
Ground Pressure	Rubber (450)	5.83 PSI (0.41 kg/cm ²)

-2PCS boom with blade

SPECIFICATIONS HX85A

EU Stage V Engine Installed



HX85A DIMENSIONS

Unit: ft-in (mm)

12' 10" (3.92m), 11' 8" (3.55m) boom and 5' 9" (1.75m), 6' 11" (2.1 m) arm

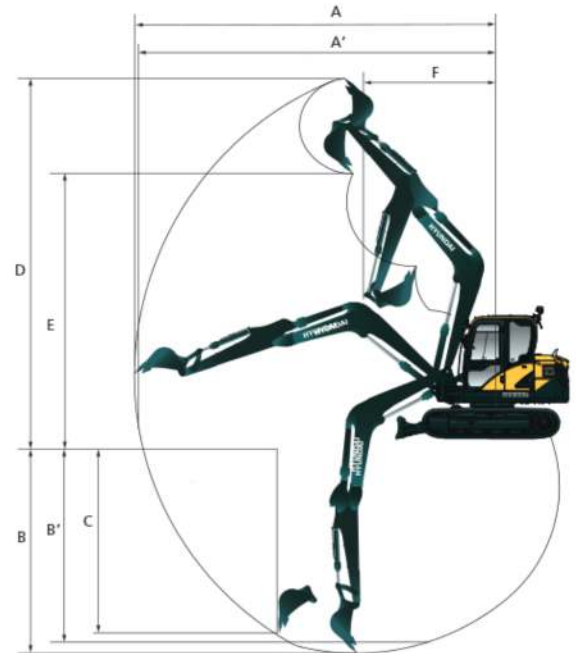
A Tumbler Distance	7' 7"	(2,300)
B Overall Length of Crawler	9' 6"	(2,885)
C Ground Clearance of Counterweight	2' 5"	(745)
D Tail Swing Radius	5' 3"	(1,600)
D' Rear-End Length	5' 5"	(1,645)
E Overall Width (W/Foot Board)	8' 5"	(2,560)
F Track Gauge	6' 1"	(1,850)
G Min. Ground Clearance	1' 2"	(360)
H Overall Height of Cab	8' 5"	(2,560)

	ft•in	(mm)	ft•in	(mm)
Boom Length	11' 8"	(3,550)	11' 8"	(3,550)
Arm Length	5' 9"	(1,750)	6' 11"	(2,100)
I Overall Length	21' 7"	(6,585)	21' 10"	(6,655)
J Overall Height of Boom	7' 2"	(2,175)	8' 1"	(2,465)
K Track Shoe Width	Steel Track		Rubber Track	
	18" (450)		18" (450)	

HX85A WORKING RANGE

Unit: ft-in (mm)

Boom length	11' 8" (3,550)	
Arm length	5' 9" (1,750)	6' 11" (2,100)
A Max. digging reach	23' 3" (7,090)	24' 4" (7,420)
A' Max. digging reach on ground	22' 9" (6,940)	23' 11" (7,280)
B Max. digging depth	14' 1" (4,290)	15' 3" (4,640)
B' Max. digging depth (8' level)	12' 11" (3,930)	14' 2" (4,320)
C Max. vertical wall digging depth	12' 0" (3,660)	13' 2" (4,010)
D Max. digging height	22' 11" (6,980)	23' 9" (7,230)
E Max. dumping height	16' 3" (4,950)	17' 0" (5,190)
F Min. swing radius	8' 3" (2,515)	8' 11" (2,715)



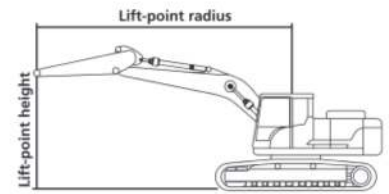
HX85A DIGGING FORCE

Arm	Length	mm (ft.in)	1750 (5' 9")	2100 (6' 11")
	Weight	kg (lb)	167 (368)	194 (428)
Bucket Digging Force	SAE	kN	53.0(58.7)	53.0(58.7)
		kgf	5,401.0(5,979.7)	5,401.0(5,979.7)
		lbf	11,907.2(13,183.0)	11,907.2(13,183.0)
	ISO	kN	61.6(68.3)	61.6(68.3)
		kgf	6,289.9(6,957.2)	6,289.9(6,957.2)
		lbf	13,853.7(1,5338.0)	13,853.7(1,5338.0)
Arm Crowd Force	SAE	kN	35.7(39.5)	35.7(39.5)
		kgf	4,042.0(4,475.0)	3,639.5(4,029.5)
		lbf	8,911.0(9,865.8)	8,023.8(8,883.5)
	ISO	kN	41.4(45.9)	37.1(41.1)
		kgf	4,221.6(4,674.0)	3,782.4(4,187.7)
		lbf	9,307.1(10,304.3)	8,338.8(9,232.3)

Note : Arm weight includes bucket cylinder, linkage, and pin

SPECIFICATIONS HX85A

EU Stage V Engine Installed



Lifting Capacity

Boom: 3.55 m (11' 8")

Arm: 1.75 m (5' 9")

Bucket: .25 m³ (.33 yd³) SAE heaped

Shoe 450 mm (18") triple grouser,

Capacities based on North American Standard Configuration in accordance with ISO condition 2 standard.

Rating over front

Rating over side or 360 degree

Lift-point height m (ft)		Lift-point radius								At max. reach		
		1.5 m (4.9 ft)		3.0 m (9.8 ft)		4.5 m (14.8 ft)		6.0 m (19.7 ft)		Capacity		Reach
												m (ft)
4.5 m	kg					*1,890	1,780			*1,910	1,490	5.01
14.8 ft	lb					*4,170	3,920			*4,210	3,280	(16.4)
3.0 m	kg			*2,940	*2,940	*2,130	1,730			*1,820	1,160	5.80
9.8 ft	lb			*6,480	*6,480	*4,700	3,810			*4,010	2,560	(19.0)
1.5 m	kg					*2,620	1,630	*1,970	1,070	*1,920	1,060	6.06
4.9 ft	lb					*5,780	3,590	*4,340	2,360	*4,230	2,340	(19.9)
Ground Line	kg			*3,580	2,820	*2,870	1,560			*2,010	1,080	5.87
	lb			*7,890	6,220	*6,330	3,440			*4,430	2,380	(19.3)
-1.5 m	kg	*3,870	*3,870	*4,230	2,840	*2,600	1,560			*2,040	1,290	5.18
-4.9 ft	lb	*8,530	*8,530	*9,330	6,260	*5,730	3,440			*4,500	2,840	(17.0)
-3.0 m	kg			*2,330	*2,330					*1,770	*1,770	3.60
-9.8 ft	lb			*5,140	*5,140					*3,900	*3,900	(11.8)

NOTES:

1. Lifting capacities are based on ISO 10567.

2. Lifting capacity of the HX Series does not exceed 75% of tipping load with the machine on firm, level ground or 87% of full hydraulic capacity.

3. The Lift-point is bucket pivot mounting pin on the arm (without bucket mass).

4. (*) indicates load limited by hydraulic capacity.



ENGINE	STD	OPT
YANMAR 4TNV98C Engine	●	
HYDRAULIC SYSTEM		
INTELLIGENT POWER CONTROL (IPC)		
Engine Auto Idle	●	
Engine Auto Shutdown with Smart Key		●
Load Sensing Hydraulic	●	
CAB & INTERIOR		
ISO STANDARD CABIN		
12 V Power Outlet (24 V DC to 12 V DC Converter)	●	
All-Weather Steel Cab with 360° Visibility	●	
Cabin ROPS (ISO 12117-2)	●	
Cabin FOPS (ISO 10262 Level)	●	
Cabin TOPS (ISO 12117)	●	
Cabin Light (Normal / LED)	●	
Cabin Front Window Rain Guard		●
Cabin Roof-Steel Cover		●
Door and Cab Locks, One Key	●	
Electric Horn	●	
Lockable Door	●	
Mechanical Suspension Seat With Heater	●	
Pilot-Operated Slidable Joystick	●	
Radio / USB Player	●	
Safety Glass Windows	●	
Sliding Fold-In Front Window	●	
Sliding side window	●	
Storage Compartment & Ashtray	●	
Sun Visor	●	
Windshield Wiper	●	
AUTOMATIC CLIMATE CONTROL		
Air Conditioner & Heater	●	
Defroster	●	
Starting Aid (Air Grid Heater) for Cold Weather	●	
CENTRALIZED MONITORING		
Air filter sensor	●	
Engine coolant temperature	●	
Engine coolant temperature gauge	●	
Engine oil pressure	●	
Engine speed	●	
Fuel level	●	
Fuel level gauge	●	
Fuel prefilter	●	
Hyd. oil temperature	●	
Low battery	●	
SEAT		
Mechanical Suspension with Heater	●	
CABIN FOPS (ISO 10262) LEVEL 1		
FOGS (Falling-Object Protective Structures)	●	
CABIN ROPS (ISO 12117-2)		
ROPS (Roll Over Protective Structure)	●	
CABIN TOPS (ISO 12117)		
IOPS (Tip-Over Protective Structure)	●	

SAFETY	STD	OPT
Arm holding system		●
Automatic swing brake	●	
Battery master switch	●	
Beacon lamp (Normal / LED)		●
Boom holding system		●
Outside rearview mirror	●	
Rearview camera		●
Rear work lamp (Normal / LED)		●
Safety lock valve for arm cylinder		●
Safety lock valve for boom cylinder with overload warning device	●	
Three front working lights (LED)		●
Three front working lights (Normal)	●	
Travel alarm	●	

OTHER SPECS	STD	OPT
Accumulator for lowering work equipment	●	
Additional Counterweight		●
Batteries (2 x 12V x 100 AH)	●	
Double-acting piping kit (breaker/thumb)	●	
Hi-MAI E (Remote Management System)	●	
Pattern change valve (2 patterns)	●	
Quick coupler piping	●	
Quick coupler	●	
Rotating Piping Kit	●	
Thumb		●
Travel Speed Auto Shift Down	●	
Tool kit	●	

BOOMS	STD	OPT
11' 8" (3.55m)	●	
12' 10 3/8" (3.92m) 2 Piece Boom		●

ARMS	STD	OPT
5'9" (1.75m)		●
5'9" (1.75m) Arm with Thumb		●
6' 11" (2.10m)		●
6' 11" (2.10m) Arm w/ Thumb Bracket	●	

BUCKET	STD	OPT
29" X 0.37 yd ³	●	

UNDERCARRIAGE	STD	OPT
Dozer Blade	●	
4 Way Angle Dozer Blade		●

TRACK SHOES	STD	OPT
Rubber track (450 mm, 18")	●	
Rubber PAD (450 mm, 18")		●
Triple grouser shoes (450 mm, 18")		●
Triple grouser shoes (600 mm, 24")		●

* Standard and optional equipment may vary. Contact your Hyundai dealer for more information. The machine may vary according to International standards.

* The photos may include attachments and optional equipment that are not available in your area.

* Materials and specifications are subject to change without advance notice.

* All imperial measurements rounded off to the nearest pound or inch.



www.hceamericas.com
6100 Atlantic Blvd., Norcross, GA 30071
TEL (678) 823-1111 FAX (678) 823-1118

PLEASE CONTACT