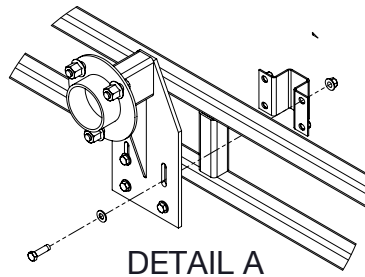
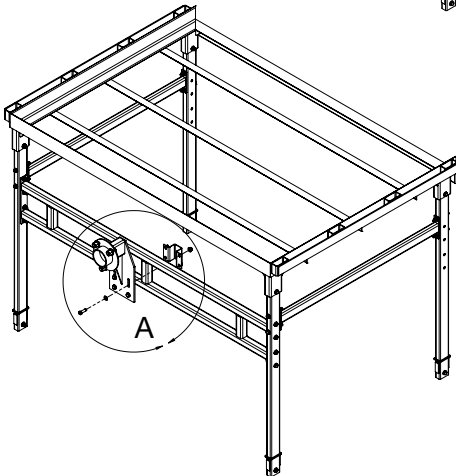
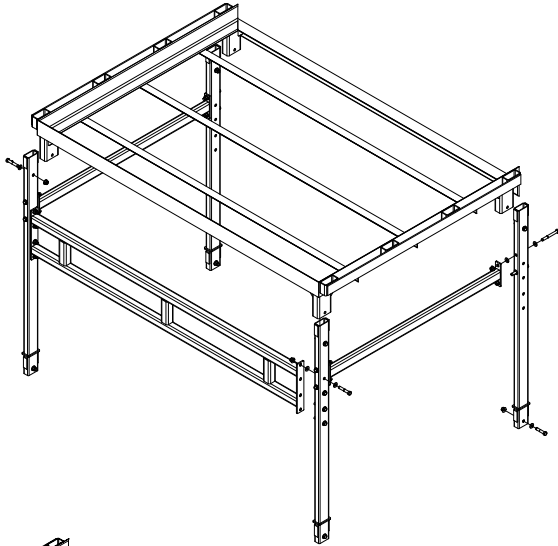


- Compatible with Stationary Deck lengths: 4', 5', 6', and 8'
- Requires Stake & Strap or 4 stake pockets in corners of stationary deck
- 2,500 lb Max Capacity
- Painted Black or Galvanizing Optional
- Decking Options ILO Standard
- Weight - 600 lbs.



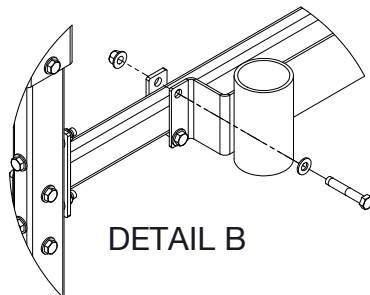
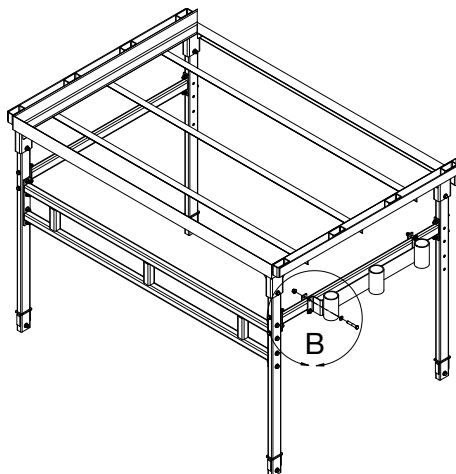
### Attachment Rack (Removable)

54" Deck height, full width of deck (Inside Dimension of uprights is Outside Dimension of stationary), angle lip up with rubrail and stake pockets on front and sides (Black w/std decking)



### A: Bolt-On Spare Tire Mount (Optional)

- 1.) Position tire mount on front of rack as seen in **Detail A**
- 2.) Torque mounting bolts to 50 ft-lbs.



### B: Bolt-On Shovel/Broom Holder (Optional)

- 1.) Position Shovel / Broom Holder on the side of rack as seen in **Detail B**
- 2.) Torque mounting bolts to 50 ft-lbs.